

Analyzing Private Dental Clinics in Riyadh City, Saudi Arabia



Deanship of Scientific Research

Marshed AlZeer, Fahd Alsalleeh, Sattam Alshiha, Mashari Alohali, Meshal Aloseimi
King Saud University, College of Dentistry

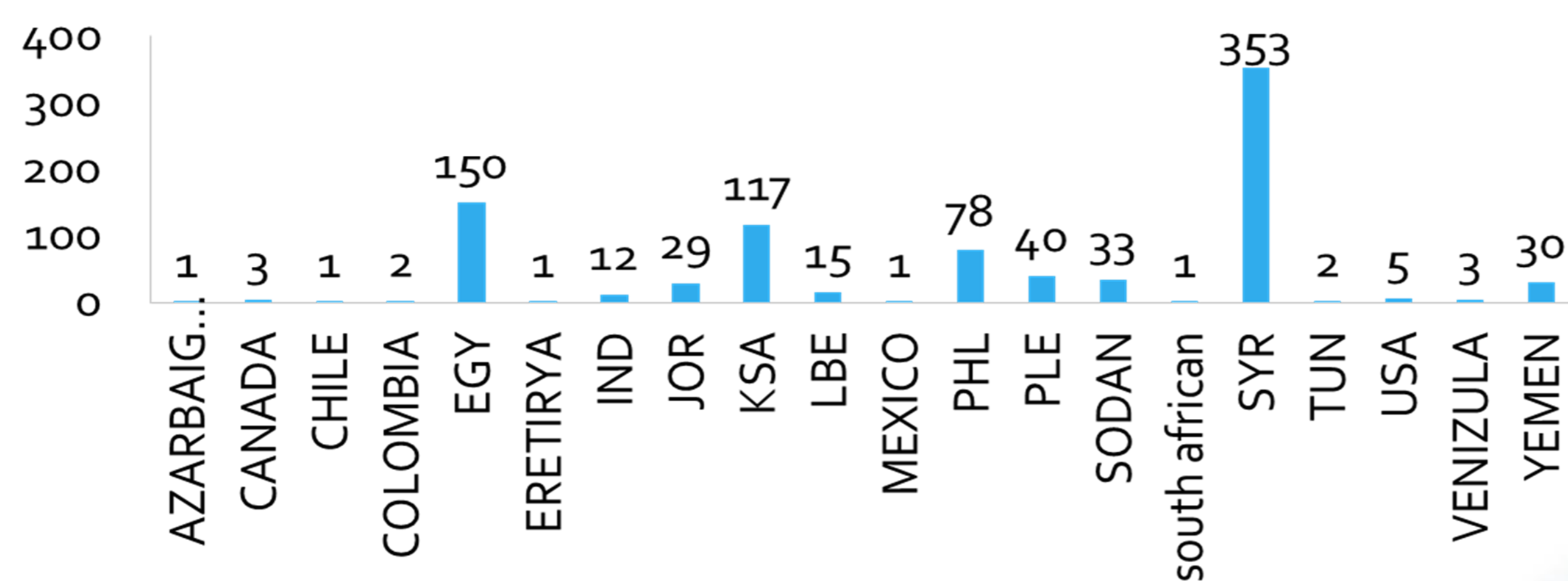
Introduction

- Riyadh, as the capital city of KSA, is one of the world's fastest growing cities, and its population has risen steadily at a rate of 4% per year.
- There are 451 dentists in MOH hospitals in Riyadh region and 203 dentists in MOH health centers which bring the total of dentists to 654 dentists working under the umbrella of the MOH.
- Dentists in the private sector in Riyadh region has reached 2533 residents, 475 registrars (specialists) and 103 consultants which bring them to a total of 3111 dentists.

Material & Methods

- A unified questionnaire was used to collect data on private dental clinics that were willing to participate in the research.
- A representative from each dental clinic was interviewed to answer the questions.
- The questionnaire gathered information on the number of practicing dentists, their gender, specialty, classification, and nationality.
- The location, year of establishment and contact numbers were also recorded. The location of each center was captured using shared location tool in Google Maps software (California, USA).

Figure 1. Nationality of dentists practicing in private dental clinics in Riyadh city.



Results

- Out of 236 clinics, 68.6% (n=162) accepted to be enrolled while 31.4% (n=74) refused to participate.
- The total number of dentists was 877.
- The majority of dentists were non-Saudis (n =760, 86.66%). The Syrian dentists (n =353, 40.25%) were the highest among the other nationalities followed by Egyptians dentists (n = 150, 17.10%), and then Saudi dentists (n = 117, 13.34%). The full list of the nationalities of dentists in dental clinics is shown in Figure 1.
- General practitioners were the highest dentists group (70.5%; n = 618) compared to specialists and consultants (29.5% n= 259), the distribution of the specialties is shown in Figure 2.
- Among the 236 dental clinics registered, there were 49 clinics in Olaya, followed by 45 clinics in Rawdha as shows in Figure 3.

Figure 2. Dentists specialties practicing in private dental clinics in Riyadh city.

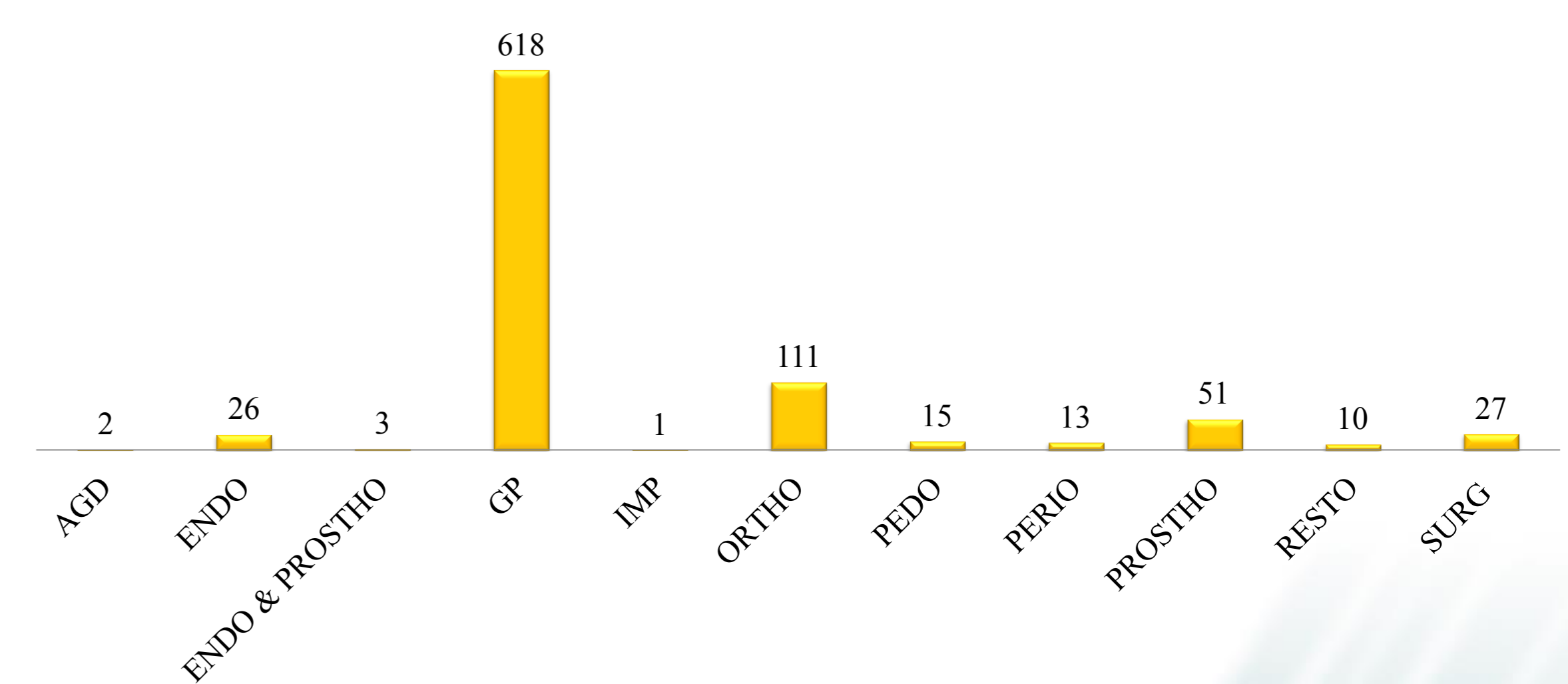
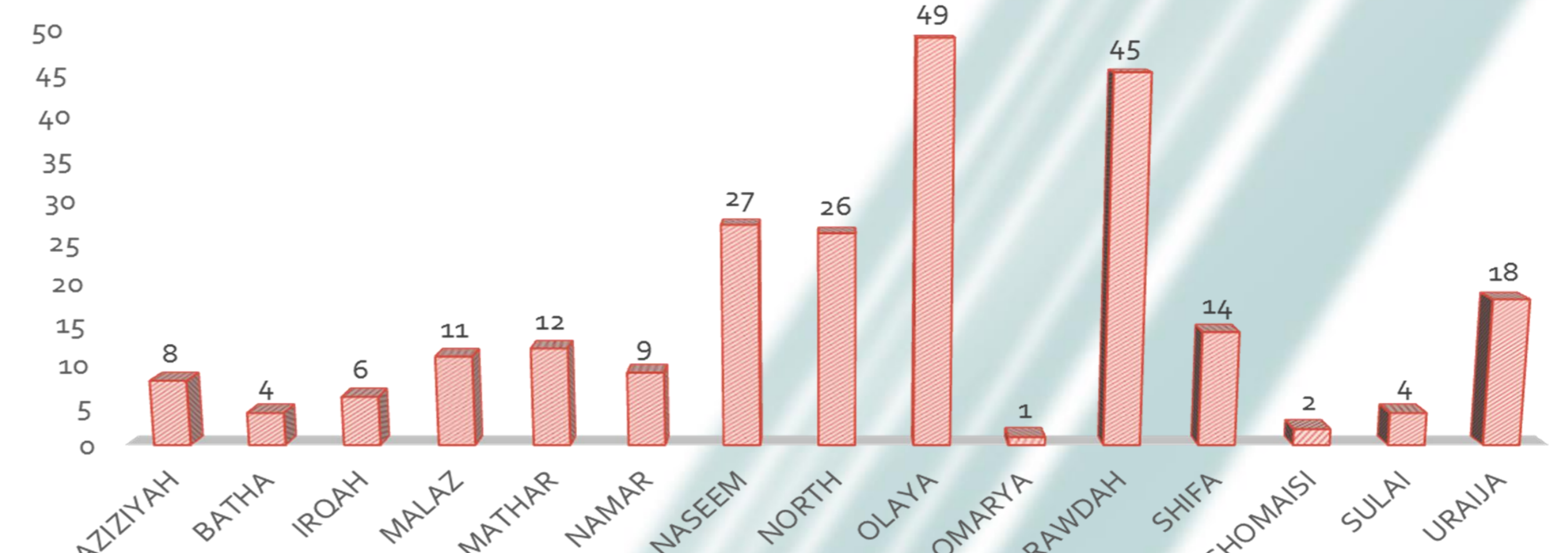


Figure 3. Distribution of private dental clinics in Riyadh city by municipality.



Conclusion

- 40% of dentists working in private dental clinics were Syrians. There are significant increase in the number of Saudi dental graduates in the last 5 years. Yet, it appears that the private dental clinics fail to recruit them. There are many explanations that can be elicited. Non Saudi dentists may accept low wage and work for extended hours. Furthermore, Saudi graduates prefer government jobs for long term security and postgraduate education opportunities.
- Dental clinics/centers are not evenly distributed geographically in Riyadh city. The location of the dental centers was found to be a main factor discouraging patients from receiving dental care (1). Riyadh city is considered to be very crowded streets. It has been reported that the patient's satisfaction increased as the dental clinics center was in close proximity location (2).
- In conclusion, private dental clinic centers are not evenly distributed in Riyadh city. The majority of dentist's workforce are Non-Saudis. There are more general practitioners compared to specialists. There is need for more specialists in some of dental specialties.

References



“The authors extend their appreciation to the Deanship of Scientific Research at King Saud University for funding this work through the Undergraduate Research Support Program, Project no. (URSP – 3 –17 – 26).”